

HyPER/Sort January 2012 Update

Must Be Installed BEFORE 01/22/2012

**New Postage Rates
Included!**

Dear Valued Client,

Due to last minute changes required by the U.S. Postal Service, the enclosed media **DOES NOT** contain the JANUARY 2012 HyPER/Sort update.

The JANUARY 2012 HyPER/Sort update will be made available for download from our website as soon as possible. Download instructions are provided on the next two pages.

Do not skip HyPER/Sort updates. ALL HyPER/Sort monthly updates MUST be installed on the Client and Server in the order provided (i.e. October, November, December, etc.).

*** IMPORTANT ***

The JANUARY HyPER/Sort update is only capable of producing the new (effective January 22, 2012) Postage Statements and mail documentation. You should completely process all mailings with a mail date prior to January 22, 2012 BEFORE installing the JANUARY HyPER/Sort update.

Changes to be expected as a result of the latest USPS Rate Case:

- **New Postage Statements** – All Postage Statements have been revised to some degree. Remember, for actual mailings, only the pages needed are output by HyPER/Sort.
- **New Postage Rates** – There are new postage rates for most classes and categories of mail.

If you have any questions regarding the JANUARY 2012 HyPER/Sort update or the changes resulting from the latest USPS Rate Case, contact us and we will be happy to assist you.

We can be reached at:

**WorksRight Software, Inc.
PO Box 1156
Madison, MS 39130-1156**

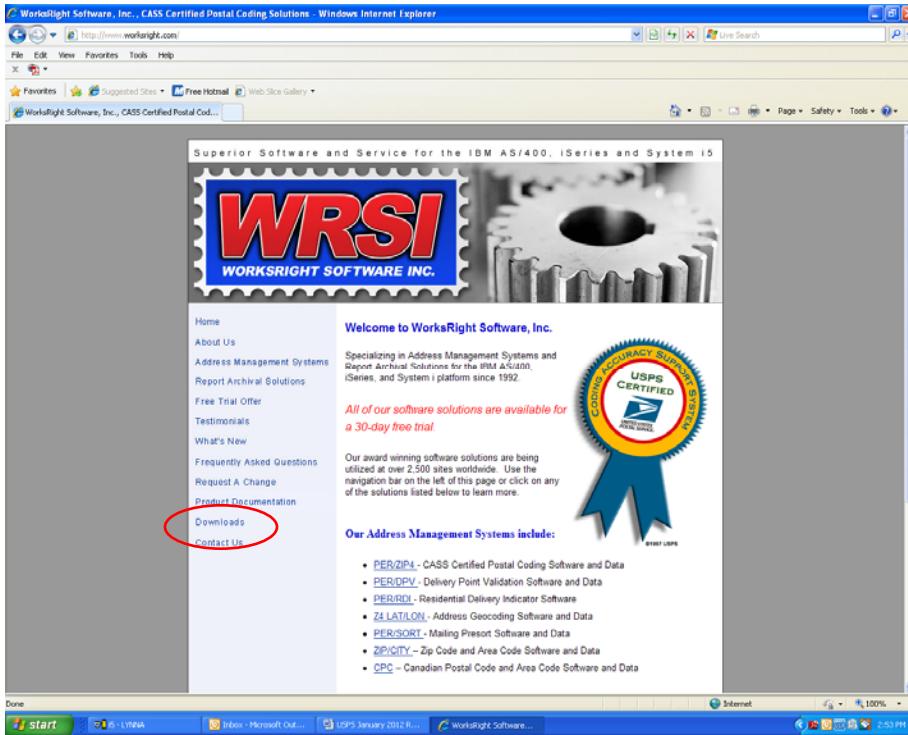
**Phone: 601-856-8337
Fax: 601-856-9432**

**E-mail: Software@WorksRight.com
Web: www.WorksRight.com**

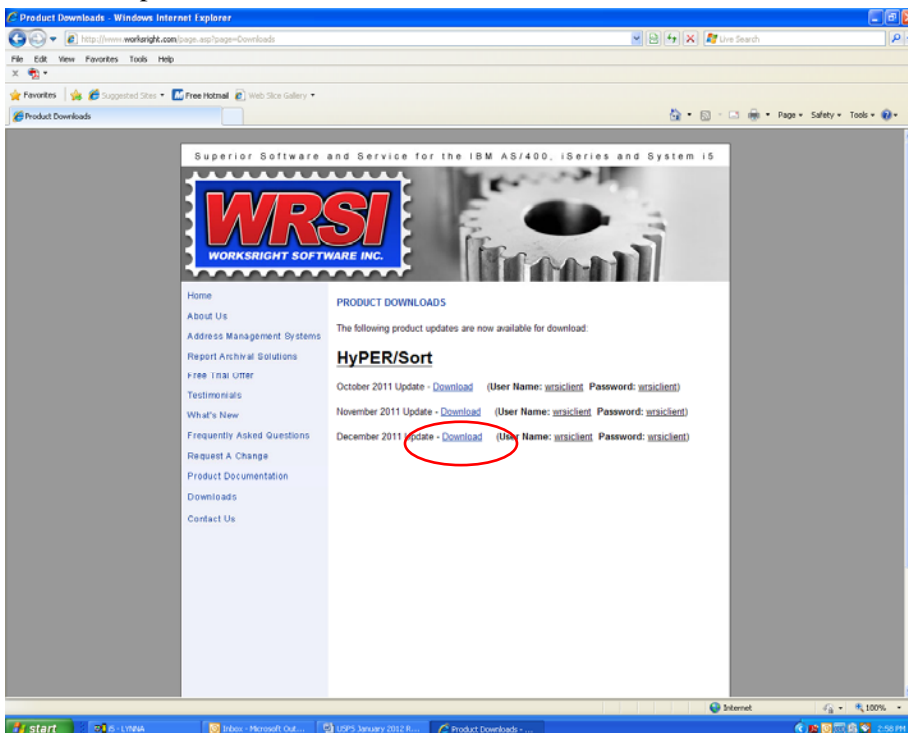
WorksRight Software, Inc. is a licensee of the United States Postal Service. The prices of software distributed by WorksRight Software, Inc. are neither established nor controlled by the United States Postal Service. The following trademarks are owned by the United States Postal Service®: ZIP, ZIP Code, ZIP+4, DPV, RDI, LACS^{Link}, CASS, CASS Certified, USPS, United States Postal Service, and Postal Service.

HyPER/Sort Download Instructions:

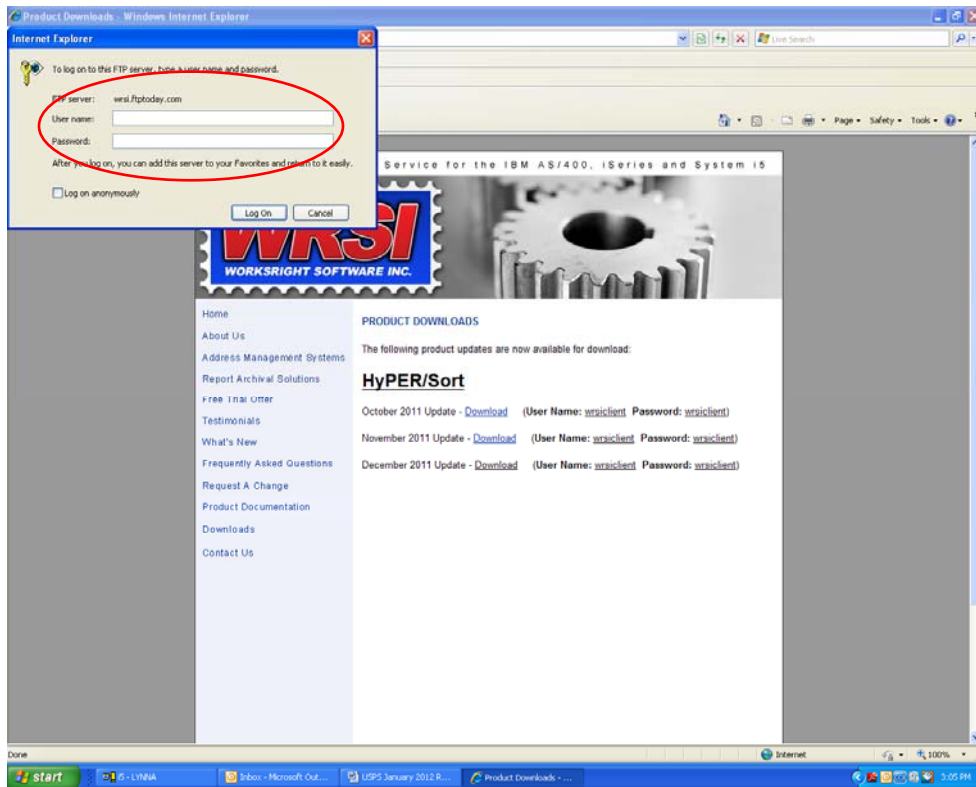
1. Open a browser window and go to our website at: www.worksright.com
2. Click on **Downloads** in the left hand navigation bar



3. When the Product Downloads screen is displayed, click on **Download** next to the January 2012 Update



4. When prompted, the User name is wrsiclient and the Password is wrsiclient



5. The file HYPERINS.EXE should be saved to your system and run after the download is complete.

The HYPERINS.EXE file downloaded from our website is the same object that is usually included with monthly updates. To install HyPER/Sort using this file, follow your normal installation instructions. Other than downloading the file from our website, there are no additional steps.